

# Husqvarna Forestry Products

## Pallet/Box Size and Labeling Requirements

#1 Poulan Drive

### HFP Box Requirements

All packaging shall meet the following requirements.

1. Individual boxes shall weigh no more than 40lbs.
2. If shipped in Master Pack form, package must meet skid requirements. (see below)
3. The quantity of parts per box must be consistent from shipment to shipment.
4. The quantity of parts per each box must be equal to or a multiple/divisor of 240.
5. Max Box size will be equal to or less than 24L x 24W x 16H.

**Note: If the supplier determines that a box can not meet these requirements, due to the components physical size or weight, than this box size must be approved by HFP prior to any shipment.**

Example: If 480 parts meet the reasonable weight and girth requirements, then the particular part number must always be shipped in 480 per box.

### HFP Pallet Requirements

All pallets shall meet the following requirements:

1. The pallet size must be 40öW x 48öL, or 40öW x 40ö L
2. Pallets must contain fork entrances that will allow 7ö-13ö between each fork with a minimum opening dimension of height of 3.25ö forks, and a minimum width of 6.75ö.
3. All Pallets must be made from wood and meet INTERNATIONAL STANDARDS FOR PHYTOSANITARY MEASURES, ISPM 15.

### HFP Skid Requirements

All skids shall meet the following requirements:

1. The maximum height is 40ö, and the maximum weight is 2,000 lbs. (including the pallet)
2. Each skid must be labeled on opposite sides.
3. There can not be any overhang of product over pallet sides.

4. It is preferred that there is only be one part number per skid.  
(See mixed skid requirements below)

### **HFP Mixed Skid Requirements**

All Mixed Skids shall meet the following requirements.  
See Appendix C for example of label.

1. Mixed Skids should only be used if it is not economically feasible to palletize each part.
2. When the Skid is mixed each box label must be facing out.
3. The Skid must be labeled as a Mixed Skid.
4. Different part numbers should be on the skid side by side.
5. Do not put one part number on top of another part number.
6. All labels should be facing the 48ö side or the open end of the pallet.
7. A maximum of three part numbers are allowed per mixed skid.
8. Pallet must meet all pallet requirements.
9. The Mixed Skid label should be placed at the bottom center of the skid as shown in picture 4.
10. Any box that contains an odd quantity of parts, from the normal, shall be marked as shown in Appendix D.

### **Box Label Requirements**

The box label is to be placed on the top right hand corner of each carton and facing out on the 48ö side when palletized. See Appendix B for example of label.

Each box shall be labeled with the following information:

1. Supplier Name
2. HFP Part Number (bar coded ó Code 3 of 9), and text
3. Description of part as stated on the original purchase order
4. Quantity in box (bar coded ó Code 3 of 9), and text
5. Manufacturer Lot Number, and/or date (bar coded ó Code 3 of 9), and text
6. Material code (if applicable)
7. Part Rev

8. Mold Number (if applicable)
9. P.O. Number is required if box is shipped separately without a skid label.

### **Skid Label Requirements**

The skid label should be placed on the bottom tier of cartons, in the bottom right hand corner of the 48ö side of the pallet. This label shall be placed underneath any plastic wrapping material on each skid, if used during the shipping process. This ensures that the label stays in its proper location after the plastic wrapping is removed.

See Appendix A for an example of the required label and Picture 3 for the proper placement location on each skid.

Each skid shall be labeled with the following minimum information:

1. Supplier Name
2. HFP Purchase Order Number (bar coded ó Code 3 of 9), and text
3. HFP Part Number (bar coded ó Code 3 of 9), and text
4. Description of part as stated on purchase order
5. Quantity of parts on the pallet (bar coded ó Code 3 of 9), and text
6. Date Shipped

### **HFP Bar Code Guidelines**

All Bar Codes shall meet the following requirements.

1. All bar codes must be Code 3 of 9.
2. HFP Part Numbers **CAN NOT** include dashes or preceding letters.
3. Bar codes **CAN NOT** include preceding letters in the bar code.
4. Do not place two bar codes next to each other or on the same line.

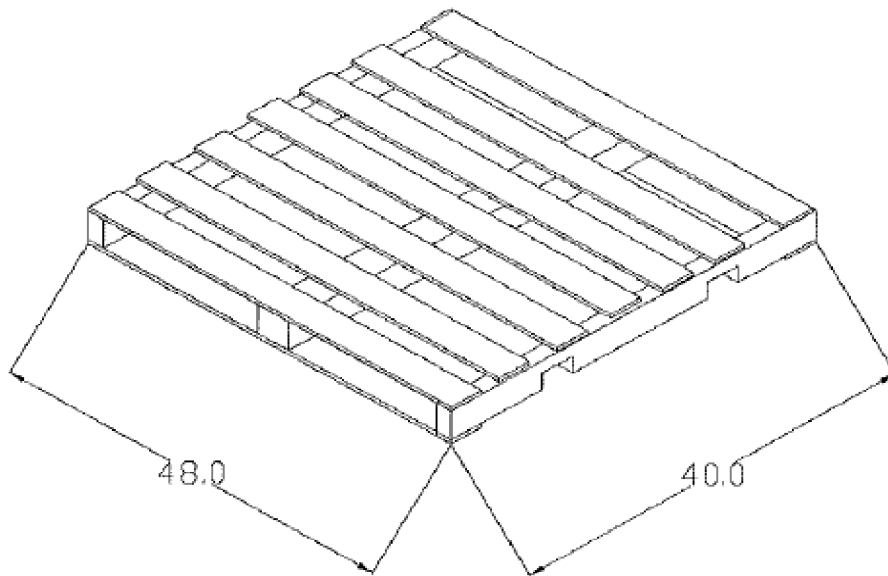
### **HFP Shipping Requirements**

All International, Federal, State, Local, and any other requirements for shipment of materials into HFP must be met by the shipper.

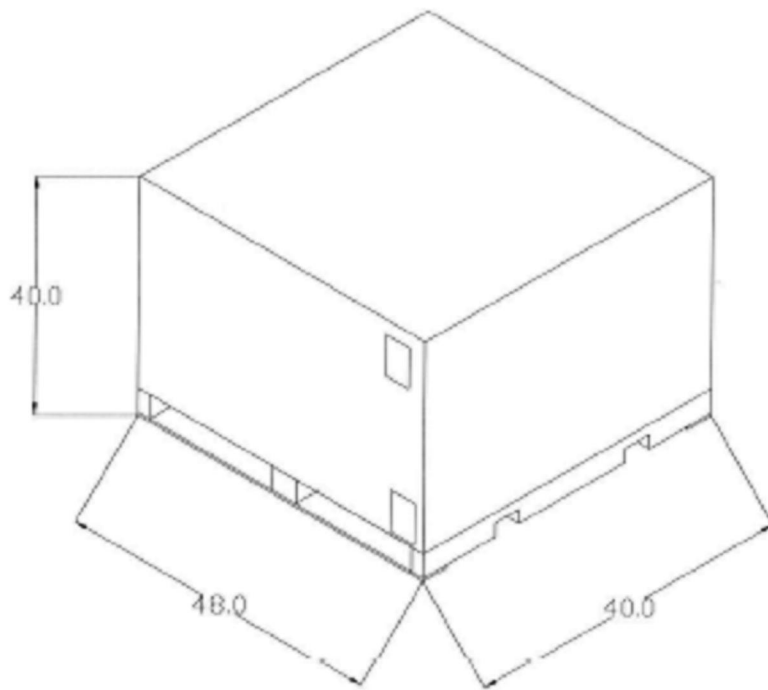
### Packaging and Label Deviations

Any deviation from the said standards must be approved by the materials manager or the warehouse manager. All deviation requests must be submitted in writing, either electronic or paper to the appropriate buyer planner.

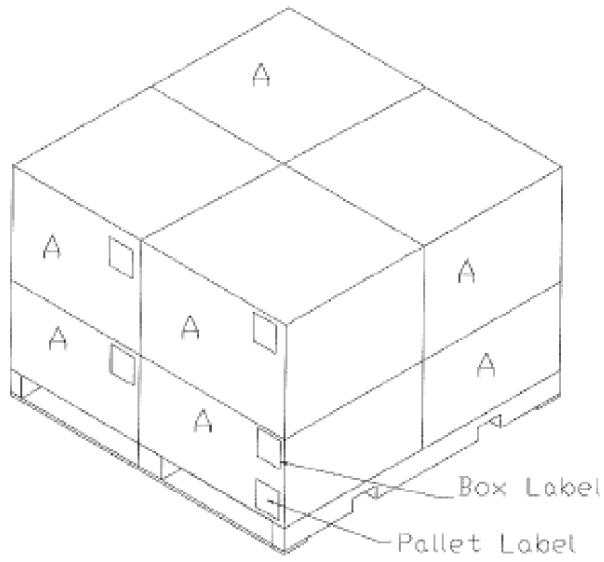
**Failure to comply with HFP shipping, labeling, skid, and pallet requirements can result in charge backs utilizing the HFP Transaction Cost Recovery Process.**



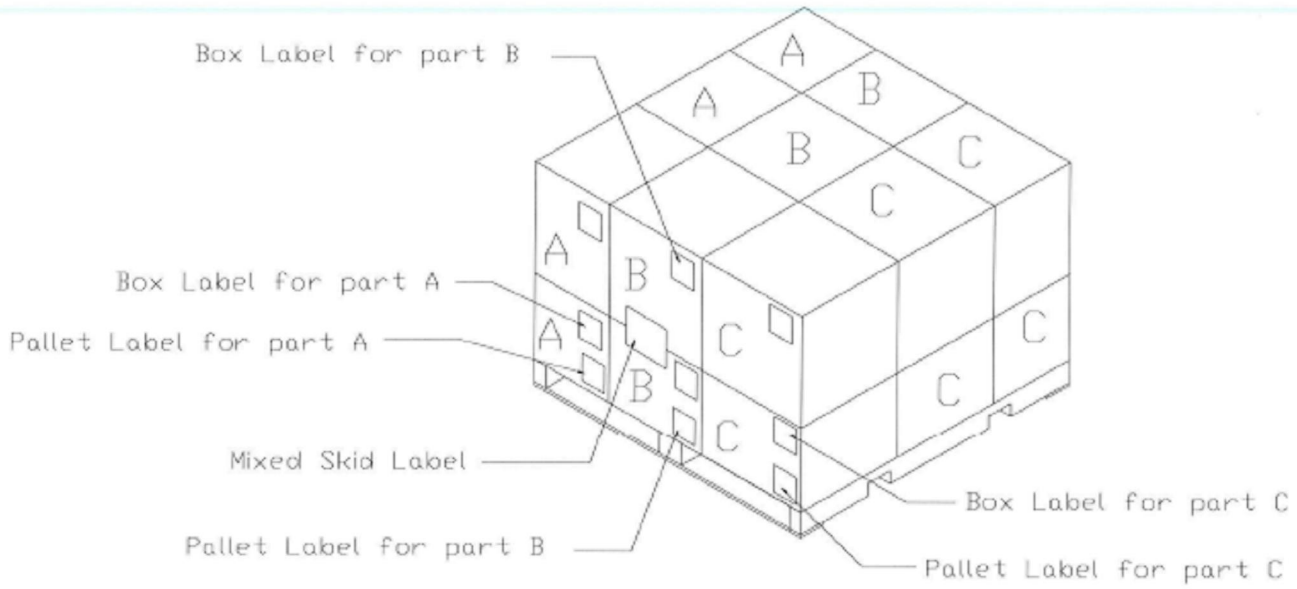
Standard Pallet Dimensions  
Picture 1



Maximum Allowable Dimensions (Including Pallet)  
Picture 2







Standard Placement of Pallet and Box Labels  
Picture 3






Standard Placement of Mixed Skid Label  
Picture 4

**Appendix A**

<b>Pallet Label</b>	
Supplier Name and Address	
PO Number:	 <input data-bbox="1059 636 1291 714" type="text"/> ←
<b>12345</b>	
Part Number:	 <input data-bbox="1031 887 1246 987" type="text"/>
<b>530012345</b>	
Part Description	
Pallet Quantity:	 <input data-bbox="1054 1283 1291 1346" type="text"/> ←
<b>1000</b>	
Lot Number:	 <input data-bbox="1031 1541 1278 1599" type="text"/> ←
<b>11111</b>	
Material Code: _____	Part Rev: _____
Date Shipped: _____	Date Received: _____



Appendix  
B

<u>Box Label</u>	
Supplier Name	
Part Number:	
<b>530012345</b>	
Part Description	
Box Quantity:	
<b>1000</b>	
Lot Number:	
<b>11111</b>	
Material Code: _____	Part Rev: _____
Mold Number: _____	

Appendix C

# Mixed Skid

Appendix D